







Swindon Village Primary School



Where everyone 'Learns from each other and Achieves together'



Reading meeting 2022





There are two types of books you can read with your child...



Books that you read as bedtime stories.



Books that they can read themselves.



It's important that you make time to share books with your child.

Bed time stories

The children can't read the words. That's your job!



These books help develop children's vocabulary.


The children will develop listening comprehension skills.

Read the same book again and again. It is very beneficial

You will be modelling good language and reading skills.

You will be developing a love of reading.

Ready, Steady Read!



Every two weeks your child will get to take home a high quality story book from school for you to read to your child.

Questions you might ask...

What happened in this book?

What was your favourite part? Why?

Which is your favourite character?

What do you think will happen next?

Books the children read...




Research shows that when children read to their parents for **8 – 10 minutes 4 times a week**, they have a much higher reading level than those that don't.

First books...




The children will begin their reading journey by taking home wordless books. Wordless picture books are valuable tools for literacy development as they engage children, regardless of reading level, in prediction, critical thinking, meaning making and storytelling. Ask your child to retell the story they have heard at school using the pictures to help them.

When the children are ready, they will take home a decodable book. The children will be encouraged to sound out the words that they don't know.



Sam is on the mat.



"Tam, sit on Sam."

At the back of the books are some games you might want to play.

Game page

On the next page is a game for five to help you practise reading the words in this book.

Photocopy the page twice and cut up one page to make word cards.

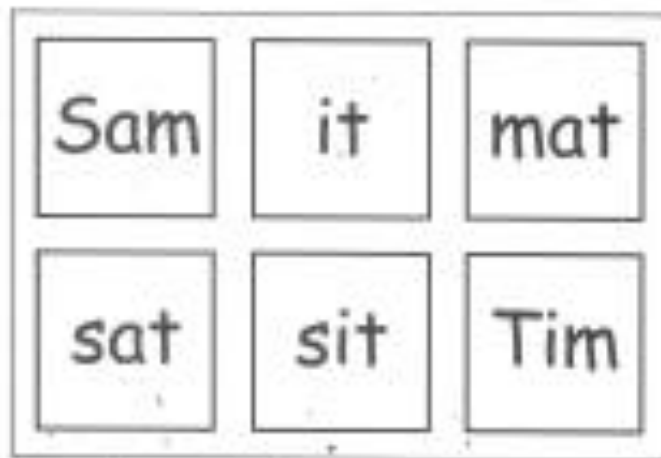
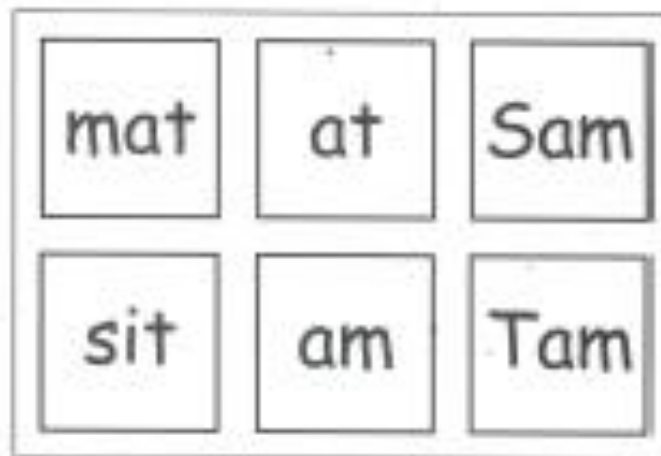
Cut the other page in half to make two base cards. Place the word cards face down on the table.

Take turns to pick up a card.

Read the word aloud.

Place the matching word card on your base card. If you cannot match the word card on your base card, put it back face down with the other cards.

The winner is the first one to fill their base card!



Please watch this video that shows how reading will be taught at school...

[\(154\) Reading a decodable story with Max - YouTube](#)

Preparing to read

- Have a regular special time you read together (e.g. after dinner, bedtime, after breakfast).
- Turn the TV, X-box, iPad etc off.
- Sit with them in a comfortable place.
- Look through the pictures and talk about what you think might happen.

During reading

- Praise their reading constantly.
- Ask simple questions to check their understanding.
- When your child is blending the sounds in words, make sure they say the whole word afterwards.


If they get stuck on a word...

- Don't tell them the answer straight away, they may get used to looking to you for the answer rather than applying strategies they know for reading.
- Pause, give them time to think about it.
- Encourage them to sound out the word.
- If they still can't work it out then tell them, praising them for trying hard.
- Don't make a fuss about mistakes, it's how we learn!

Reluctant readers...

- It can take years to develop reading stamina. Therefore you can take it in turns to read each page.
- Keep it fun. Short and sweet, little and often can be best for reluctant readers.
- Make it a special time for you both.
- Show off your child's reading to Grandparents, friends, family, pets and toys!

When you have finished reading ...

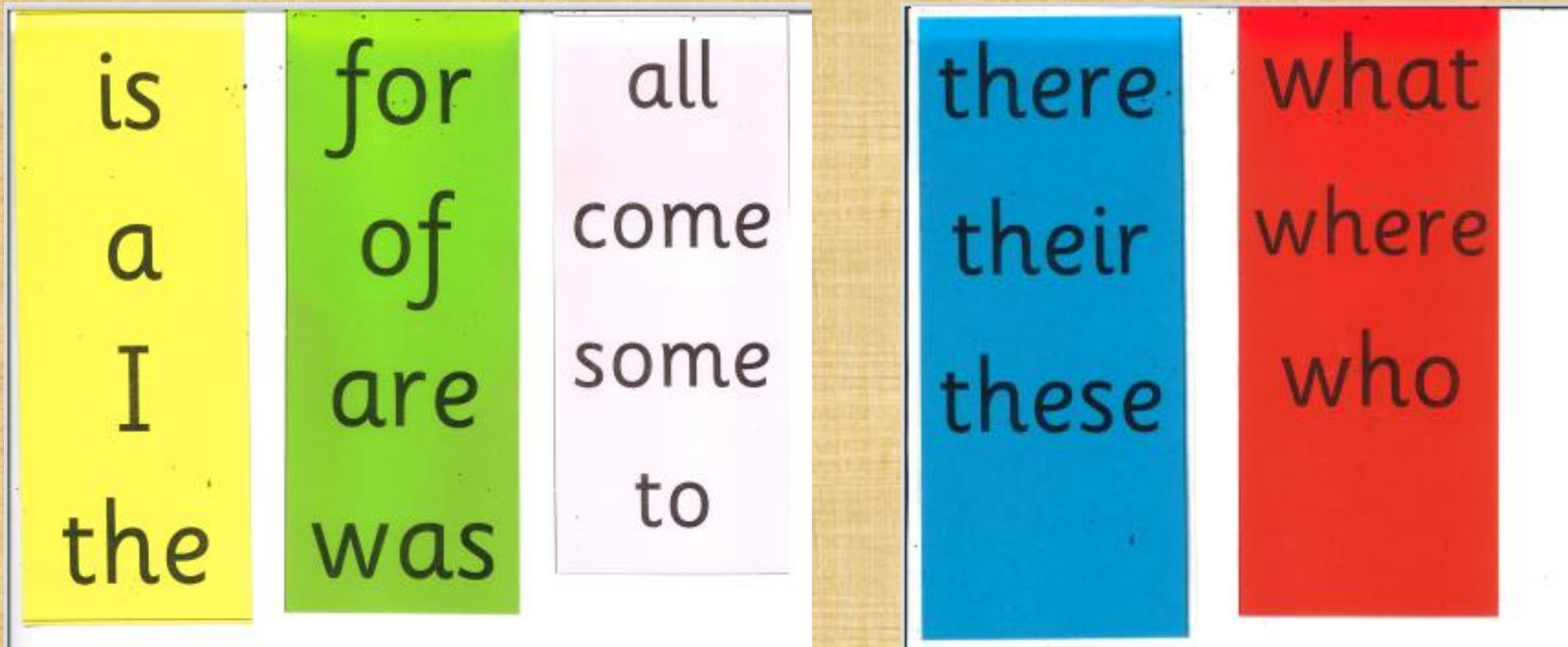


Write a comment in your child's reading record. We expect at least 3 comments a week.

Date	Book title and page number	Comments
16/5	Thud & Crash!	● read brilliantly to her. Sister & me mum 😊
17/5	Quiz	● read really well, a little help needed mum 😊
18/5	Quiz	● read very well, no help needed today 😊 mum
19/5	This + That ● 	lovely reading at afterschool club aw.
19/5	Thud & Crash	lovely sounding & reading aw.

Everyday words

Inside your child's yellow reading record are their 'Everyday words' These are words that the children need to know instantly, without sounding them out. Please practise these at home regularly. The yellow list will be given first.



Phonics



In order for a pupil to become a fluent reader, they must be taught all the common ways of representing English speech sounds (phonemes).

Through our phonics scheme 'Sounds Write' the children are taught all of these sounds and the skills of blending and segmenting (splitting) them to help them read. Phonics sessions take place everyday at school.

The children won't learn all the sounds in Reception but will continue to be taught them as they move up through the school.

Here is how we say all of the sounds in Reception...

[\(154\) Alex saying the sounds Sounds-Write Initial Code - YouTube](#)